


Name: _____




You will need a ruler for this activity to draw straight lines.

1) Draw each shape.


Square




Rectangle



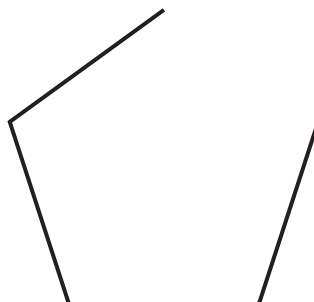
Triangle



Trapezium



2) Sam started drawing a pentagon. Complete Sam's drawing.




Name: _____


3) Sam started drawing some shapes. Which shapes is Sam drawing?



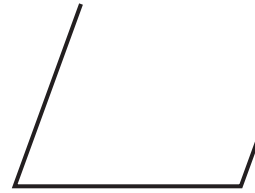
- square
- circle
- pentagon
- triangle



- square
- rectangle
- triangle
- circle



- square
- rectangle
- triangle
- trapezium

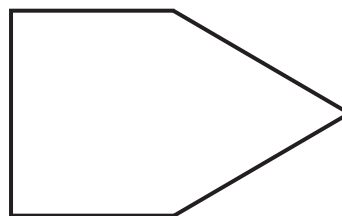
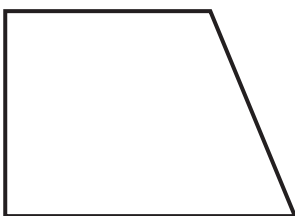
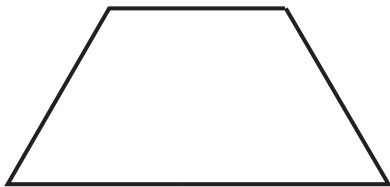


- rectangle
- parallelogram
- trapezium
- square

4) Sam has these two shapes.



Which shape could Sam make by joining them together?



Name: _____

5) Which of these shapes has five sides?


square

rectangle

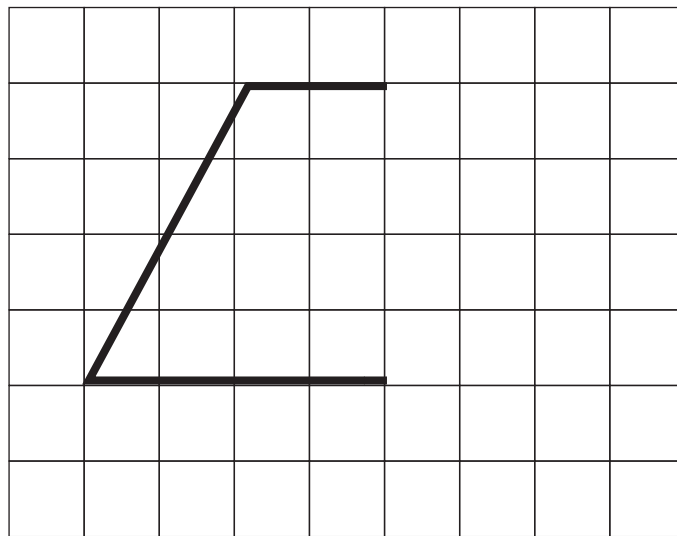
triangle

trapezium

6) How many sides does the star have? _____



7) Sam drew half a trapezium on a grid. Draw the other half?



8) Draw a line through the star to create two identical shapes, each with six sides.

