

# Addition & Space 2D

Name:





Date:

1. Which type of triangle has two equal sides?

- isosceles     right  
 scalene     equilateral

2. 
$$\begin{array}{r} 58687 \\ + 74880 \\ \hline \end{array}$$



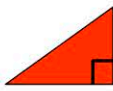

3. Which is the reflex angle?

-        
      





4. What angle am I? I measure less than 90 degrees.

- straight     obtuse  
 acute     reflex





5. Which is the equilateral triangle?

-        
      

6. Which angle equals 180 degrees.

-        
      

7. Which drawing is an enlargement of this drawing? 

-        
      

8. Double 76974.

- 153958     153938  
 153948     153848

9. The sum of 65849 and 84903.

10. The total when 88989 and 63554 are added.