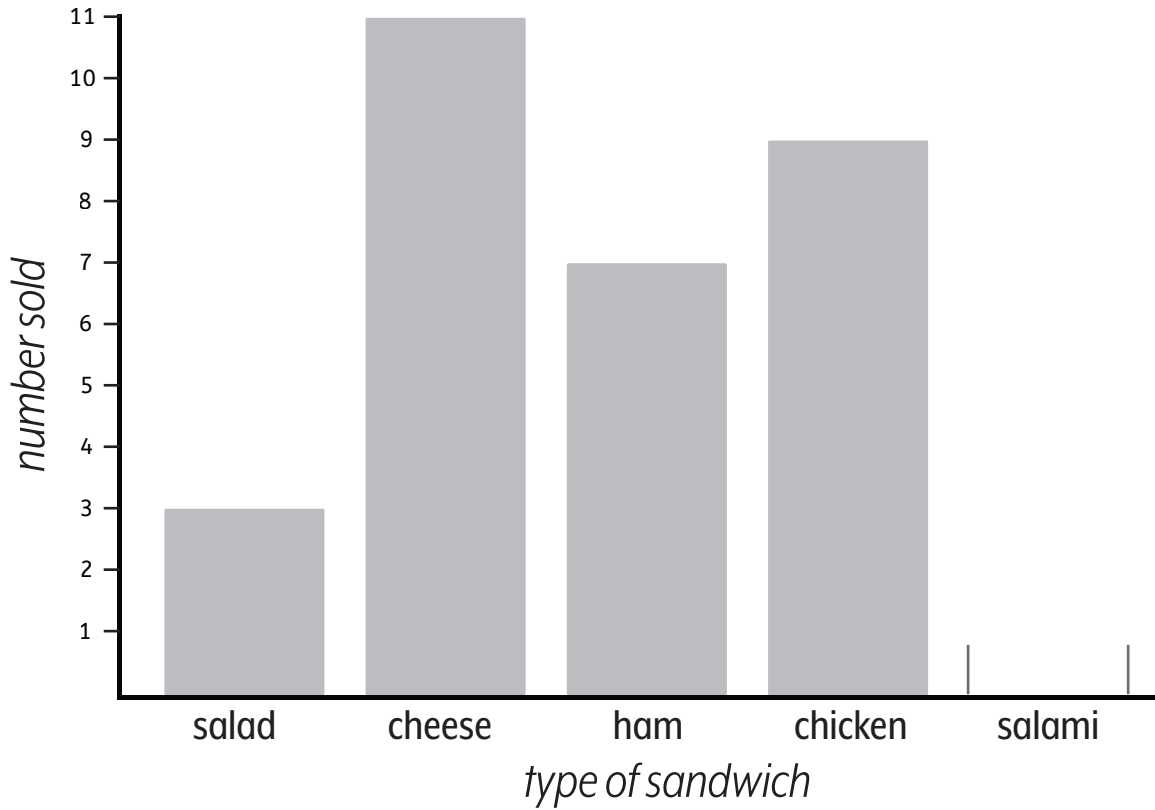


Name: _____

Column Graphs

Types of sandwiches sold on Monday



Five salami sandwiches were sold.

Complete the graph by drawing the column to show the number of salami sandwiches that were sold.

Question 1

The graph shows sandwich sales for which day of the week? _____

Question 2

How many cheese sandwiches were sold on Monday? _____

Question 3

How many salad sandwiches were sold on Monday? _____

Question 4

How many more chicken sandwiches than ham sandwiches were sold on Monday? _____

Question 5

Which type of sandwich sold two more than chicken? _____

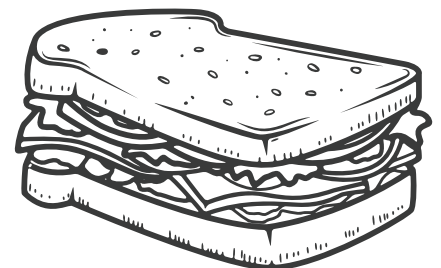
Question 6

How many sandwiches were sold altogether? _____

Question 7

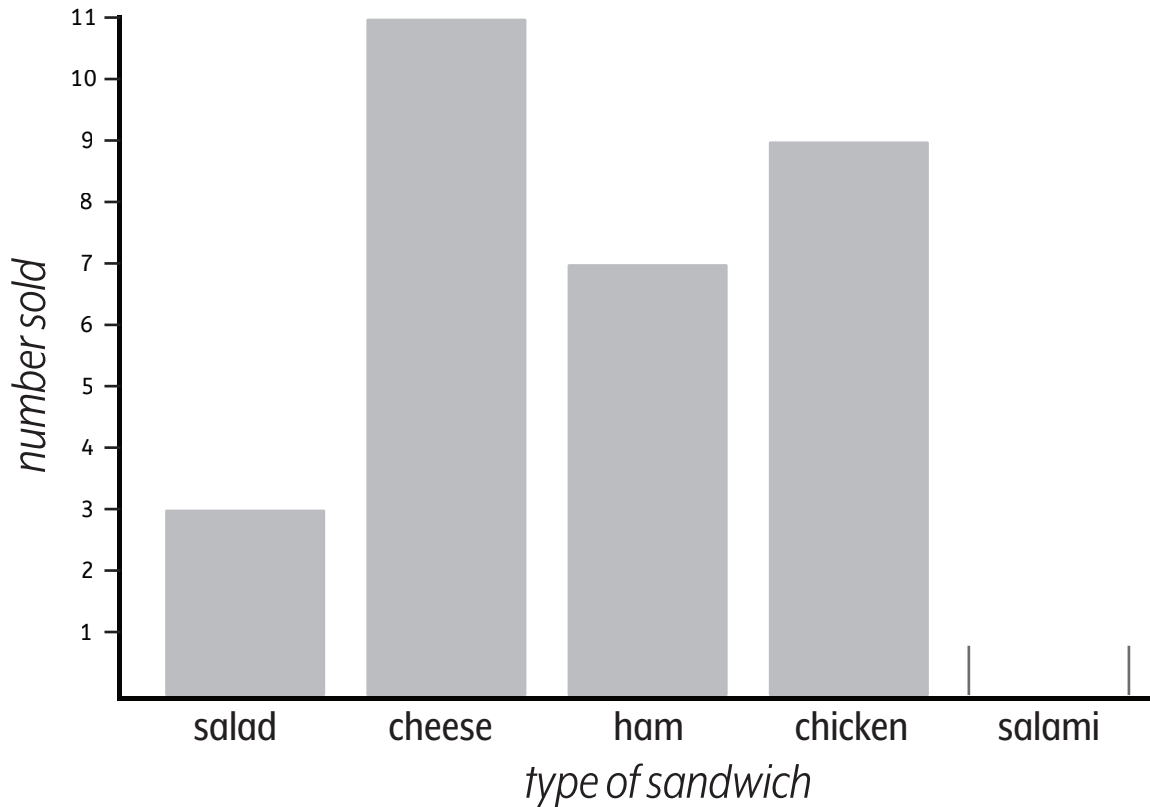
Which is true?

- There were more chicken sandwiches sold than any other kind.
- Two more salami than salad sandwiches were sold.
- The least number of sandwiches sold were cheese.



Column Graphs

Types of sandwiches sold on Monday



Five salami sandwiches were sold.

Complete the graph by drawing the column to show the number of salami sandwiches that were sold.

Question 1

The graph shows sandwich sales for which day of the week? Monday

Question 2

How many cheese sandwiches were sold on Monday? 11

Question 3

How many salad sandwiches were sold on Monday? 3

Question 4

How many more chicken sandwiches than ham sandwiches were sold on Monday? 2

Question 5

Which type of sandwich sold two more than chicken? cheese

Question 6

How many sandwiches were sold altogether? 35

Question 7

Which is true?

- There were more chicken sandwiches sold than any other kind.
- Two more salami than salad sandwiches were sold.
- The least number of sandwiches sold were cheese.

