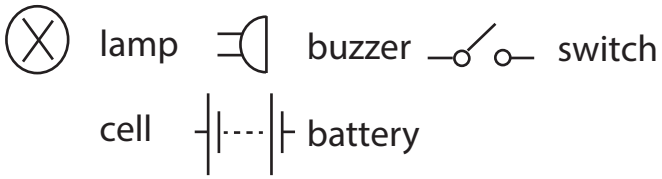


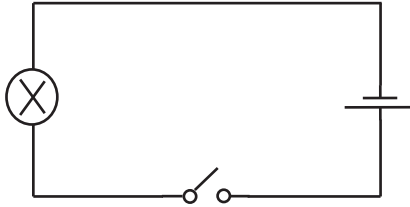
Name: _____

Date: _____

Electric Circuit Symbols

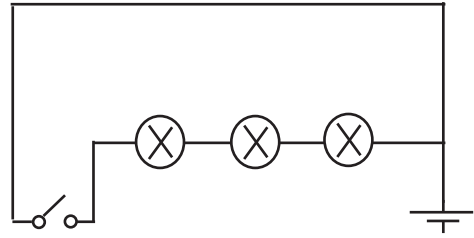


Label the parts of this circuit.



- 1) Is this a complete circuit? _____
- 2) Will the lamp light when the switch is closed? _____

1) Is this a complete circuit?



- 2) Will the lamp light when the switch is closed? _____
- 3) Why? _____
- _____

Draw diagrams for these circuits.

