



Comparing Mass



adult guided activity



Make a balance scale

Use a long, thin piece of wood.

It's important to ensure that the object that the piece of wood sits on is exactly in the middle.

Explain how a balance scale works.

When the objects have the same mass the scale will be level.


If the objects do not have the same mass, the heavier item will push its side down.

Use the balance scale:

To find two objects that have the same mass.

To find two objects that are not the same mass.

Draw your results on the scales.



Find 5 non-breakable objects.

Use the balance scale to compare the masses of the objects.

Order the objects from lightest to heaviest.

Record your results by drawing the objects.

lightest

heaviest 